

Product Features

Designed for low speed Rotors, Wind Turbine Main Bearings, and Gear Box Inputs, but can also be used for High Frequency Detection.

Can be used with any application that requires low and high frequency measurements.

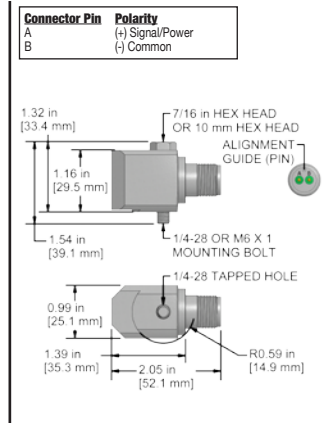
Actual Product Size Shown



- 1000 mV/g Sensitivity, $\pm 5\%$ Sensitivity
- 0.1 Hz for Low Frequency Measurements
- 8,000 Hz for High Frequency Detection

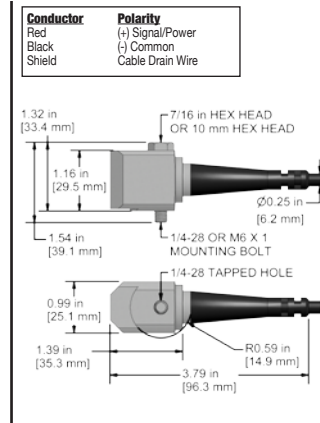
AC215-1D

2 Pin Connector



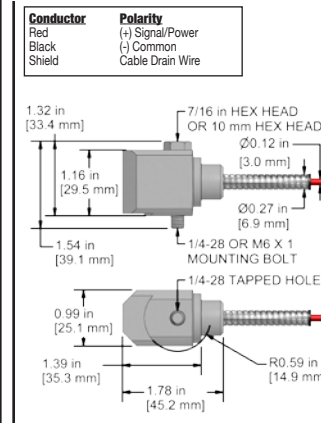
AC215-2D

Integral Cable



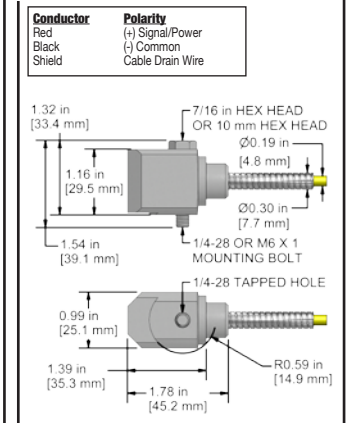
AC215-3D

Armored Integral Cable



AC215-6D

Heavy Duty Armored Integral Cable



Specifications	Standard	Metric
Part Number	AC215	M/AC215
Sensitivity ($\pm 5\%$)	1000 mV/g	
Frequency Response ($\pm 3dB$)	6-480,000 CPM	0.1-8000 Hz
Frequency Response ($\pm 10\%$)	36-180,000 CPM	0.6-3000 Hz
Dynamic Range	± 7 g, peak	
Electrical		
Settling Time	<2 Seconds	
Voltage Source (IEPE)	18-30 VDC	
Constant Current Excitation	2-10 mA	
Spectral Noise @ 10 Hz	1.3 $\mu g/\sqrt{Hz}$	
Spectral Noise @ 100 Hz	0.2 $\mu g/\sqrt{Hz}$	
Spectral Noise @ 1000 Hz	0.1 $\mu g/\sqrt{Hz}$	
Output Impedance	<100 ohm	
Bias Output Voltage	10-14 VDC	
Case Isolation	>10 ⁸ ohm	

Specifications	Standard	Metric
Environmental		
Temperature Range	-58 to 250°F	-50 to 121°C
Maximum Shock Protection	5,000 g, peak	
Electromagnetic Sensitivity	CE	
Sealing	Welded, Hermetic	
Physical		
Sensing Element	PZT Ceramic	
Sensing Structure	Shear Mode	
Weight	5.7 oz	162 grams
Case Material	316L Stainless Steel	
Mounting	1/4-28	
Connector (non-integral)	2 Pin MIL-C-5015	
Resonant Frequency	1,080,000 CPM	18000 Hz
Mounting Torque	2 to 5 ft. lbs.	2.7 to 6.8 Nm
Mounting Hardware	1/4-28 Captive Bolt	M6x1 Captive Bolt
Calibration Certificate	CA10	

Ordering Information

Standard	AC215-1D (1/4-28 Captive Bolt)	AC215-2D / (1/4-28 Captive Bolt)	AC215-3D / (1/4-28 Captive Bolt)	AC215-6D / (1/4-28 Captive Bolt)
Metric	M/AC215-1D (M6x1 Captive Bolt)	M/AC215-2D / (M6x1 Captive Bolt)	M/AC215-3D / (M6x1 Captive Bolt)	M/AC215-6D / (M6x1 Captive Bolt)

Cable Terminations: E, EX , F, FX , L , Z



Actual Product Size Shown



Product Features

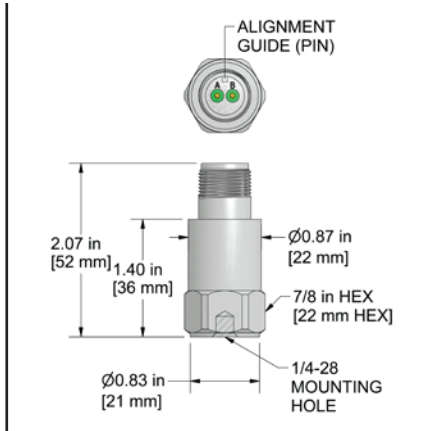
Designed for low speed Rotors, Wind Turbine Main Bearings, and Gear Box Inputs, but can also be used for High Frequency Detection.

Can be used with any application that requires low and high frequency measurements.

- 1000 mV/g Sensitivity, $\pm 5\%$ Sensitivity
- 0.1 Hz for Low Frequency Measurements
- 10,000 Hz for High Frequency Detection

AC214-1D 2 Pin Connector

Connector Pin	Polarity
A	(+) Signal/Power
B	(-) Common



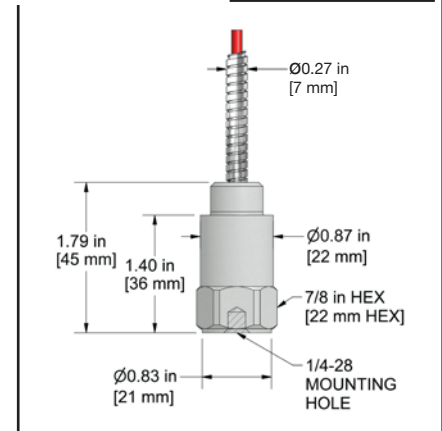
AC214-2D Integral Cable

Conductor	Polarity
Red	(+) Signal/Power
Black	(-) Common
Shield	Cable Drain Wire



AC214-3D Armored Integral Cable

Conductor	Polarity
Red	(+) Signal/Power
Black	(-) Common
Shield	Cable Drain Wire



Specifications	Standard	Metric
Part Number	AC214	M/AC214
Sensitivity ($\pm 5\%$)	1000 mV/g	
Frequency Response ($\pm 3dB$)	6-600,000 CPM	0,1-10000 Hz
Frequency Response ($\pm 10\%$)	18-480,000 CPM	0,3-8000 Hz
Dynamic Range	± 7 g, peak	
Electrical		
Settling Time	<2 Seconds	
Voltage Source (IEPE)	18-30 VDC	
Constant Current Excitation	2-10 mA	
Spectral Noise @ 10 Hz	1.3 $\mu g/\sqrt{Hz}$	
Spectral Noise @ 100 Hz	0.2 $\mu g/\sqrt{Hz}$	
Spectral Noise @ 1000 Hz	0.1 $\mu g/\sqrt{Hz}$	
Output Impedance	<100 ohm	
Bias Output Voltage	10-14 VDC	
Case Isolation	>10 ⁹ ohm	

Specifications	Standard	Metric
Environmental		
Temperature Range	-58 to 250°F	-50 to 121°C
Maximum Shock Protection	5,000 g, peak	
Electromagnetic Sensitivity	CE	
Sealing	Welded, Hermetic	
Physical		
Sensing Element	PZT Ceramic	
Sensing Structure	Shear Mode	
Weight	3.25 oz	92 grams
Case Material	316L Stainless Steel	
Mounting	1/4-28	
Connector (non-integral)	2 Pin MIL-C-5015	
Resonant Frequency	1,080,000 CPM	18000 Hz
Mounting Torque	2 to 5 ft. lbs.	2,7 to 6,8 Nm
Mounting Hardware	1/4-28 Stud	M6x1 Adapter Stud
Calibration Certificate	CA10	

Ordering Information

Standard	AC214-1D (1/4-28 Stud)	AC214-2D / (1/4-28 Stud)	AC214-3D / (1/4-28 Stud)
		(length in feet) (termination)	(maximum armor length 100 ft) (cable length in feet) (termination)
Metric	M/AC214-1D (M6x1 Adapter Stud)	M/AC214-2D / (M6x1 Adapter Stud)	M/AC214-3D / (M6x1 Adapter Stud)
		(length in feet) (termination)	(maximum armor length 30 m) (cable length in meters) (termination)
		(length in meters) (termination)	

